

BEKA POWER CHANGE-OVER UNIT

The Power Switch is designed for applications where it is desired to reduce the light output of a High Intensity Discharge lamp.

This is achieved by reducing the current through the lamp by switching to a different tapping of a special choke, and hence the change of impedance. This effectively reduces the power consumption of the lamp without reducing lamp life. However, to prevent a negative effect on the lamp life it is important to start the lamps at full power, and only switch to reduced power after about 10 minutes.

The switching function is carried out by applying a control voltage of 230V to input (P_{st}).

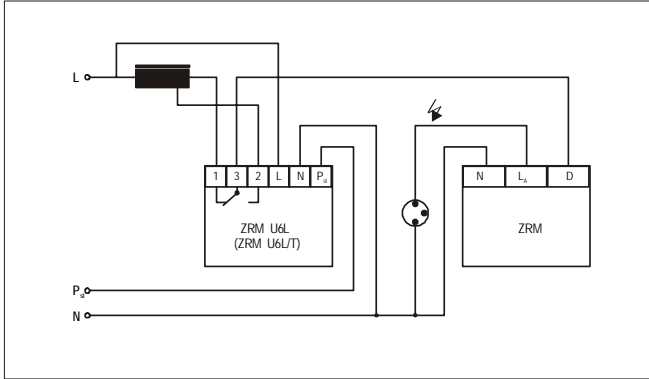
APPLICATIONS

- ROAD LIGHTING APPLICATIONS
- FACTORIES, WAREHOUSES, INDUSTRIAL STORAGE
- DOCKS, RAILWAY YARDS
- CAR PARKING AREAS

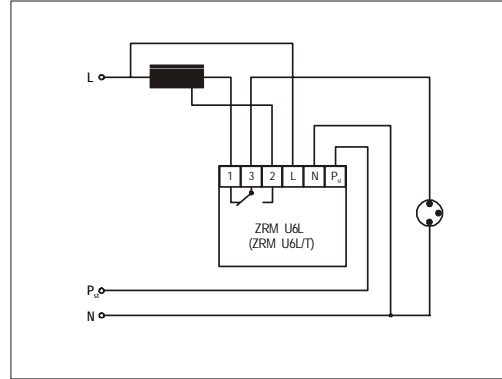
TECHNICAL DATA

LAMP WATTAGE	LAMP TYPE	LUMINOUS FLUX, %	LAMP CURRENT, A		CORRECTED LINE CURRENT, A		CIRCUIT POWER, W	
			A		A		W	
			FULL	REDUCED	FULL	REDUCED	FULL	REDUCED
70	SON	ca 45	1,00	0,76	0,37	0,30	84	59
80	MBF	ca 50	0,80	0,61	0,42	0,24	89	53
100	SON	ca 50	1,20	1,00	0,50	0,40	116	84
125	MBF	ca 50	1,15	0,80	0,66	0,39	140	90
150	SON	ca 50	1,80	1,40	0,82	0,70	172	123
250	MBF	ca 40	2,15	1,15	1,29	0,67	274	136
250	SON	ca 50	3,00	2,80	1,30	0,85	271	175
400	MBF	ca 50	3,25	2,15	2,05	1,16	427	267
400	SON	ca 45	4,30-4,60	3,20	2,00	1,20	435	235

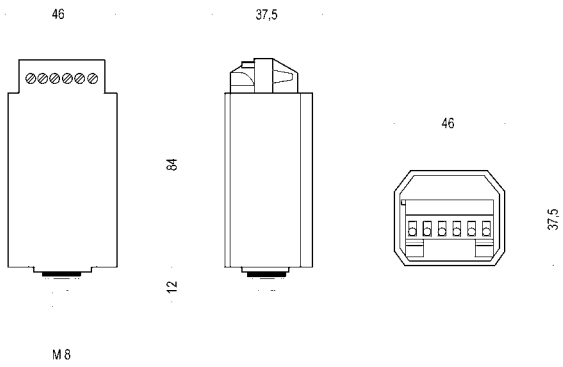
DIAGRAMS



Wiring Diagram for High Pressure Sodium



Wiring Diagram for Mercury Vapour



Dimensions (mm) of Powerswitch unit